

Format of holding of specified securities

1. Name of Listed Entity: EMERALD COMMERCIAL LTD. (CIN:L29299WB1983PLC036040)
2. Scrip Code - Name of Scrip - : Class of Security Equity
3. Share Holding Pattern Filed under : Reg. 31(1)(a)/Reg. 31(1)(b)/Reg. 31(1)(c)
 - a. If under 31 (1)(b) then indicate the report for Quarter ending: 31/03/2021
 - b. If under 31(1)(c) then indicate date of allotment/extinguishment

4. **Declaration** : The Listed entity is required to submit the following declaration to the extent of submission of information:-

Particulars	Yes*	No*
1 Whether the Listed Entity has issued any partly paid up shares?		No
2 Whether the Listed Entity has issued any Convertible Securities or Warrants?		No
3 Whether the Listed Entity has any shares against which depository receipts are issued?		No
4 Whether the Listed Entity has any shares in Locked-in?		No
5 Whether any shares held by promoters are pledge or otherwise encumbered?		No

* If the Listed Entity selects the option 'No' for the questions above, the column for the partly paid up shares, Outstanding Convertible Securities/Warrants, depository receipts, locked-in shares, No of shares pledged or otherwise encumbered by promoters, as applicable, shall not be displayed at the time of dissemination on the Stock Exchange website. Also wherever there is 'No' declared by Listed Entity in above table the values will be considered as 'Zero' by default on submission of the format of holding of specified securities.

5. The tabular format for disclosure of holding of specified securities is as follows:-




Table 1 - Summary Statement holding of specified securities as on 31/03/2021

(A)	Category of shareholder (ii)	Nos. of shares held (iii)	No. of fully paid up equity shares held (iv)	No. of Partly paid-up equity shares held (v)	No. of shares underlying Depository Receipts (vi)	Total nos. shares held (vii)=(iv)+(v)+(vi)	Shareholding as a % of total no. of shares (calculated as per SCRR, 1957) As a % of (A+B+C2) (viii)	Number of Voting Rights held in each class of securities (ix)			Total as a % of (A+B+C) (x)	No of shares outstanding convertible securities (including warrants) (xi)	Shareholding as a % assuming full conversion of convertible securities (as a percentage of diluted share capital) As a % of (A+B+C2) (xii)	Number of Locked in Shares (xiii)		Number of shares pledged or otherwise encumbered (xiii)	As a % of total shares held (b) (xiii)	Number of dematerialized equity shares held in form (xiv)
								Class eg x	Class eg y	Total				(a)	(b)			
(A)	Promoter & Promoter group	7	1045100		0	1045100	2.3971	1045100	0	1045100	2.3971	0	0	0.0000	0	0.0000	1045100	
(B)	Public	4836	42553737		0	42553737	97.6029	42553737	0	42553737	97.6029	0	0.0000	NA			33023090	
(C)	Non Promoter - Non Public													NA				
(C1)	Shares underlying DRS						NA							NA				
(C2)	Shares held by Employee Trusts													NA				
	Total	4843	43598837		0	43598837	100.0000	43598837	0	43598837	100.0000	0	0				34068190	



(1) Category & Name of the Shareholders (I)	(ii) PAN	(iii) Nos. of shares held	(iv) No. of fully paid up equity shares held	(v) Partly paid-up equity shares held	(vi) Nos. of shares underlying Depository Receipts	(vii) Total nos. shares held (vii)=(iv)+(v)+(vi)	(viii) Shareholding % calculated as per SCRR, 1957) As a % of (A+B+C2)	Number of Voting Rights held in each class of securities (IX)			(xi) Total as a % of Total Voting rights (X)	(xii) No. of outstanding convertible securities (including Warrants)	(xiii) Shareholding as a % assuming full conversion of convertible securities (as a percentage of diluted capital) (X)=(vii)+(X) (X) As a % of (A+B+C2)	(xiv) Number of Locked in shares (XII)	(xv) As a % of total shares held (b)	(xvi) Number of shares pledged or otherwise encumbered (XIII)	(xvii) As a % of total shares held (b)	(xviii) Number of equity shares held in dematerialized form (XIV)	
								No. of Voting Rights	Class y	Total									
(a) Indian Individuals/Hindu undivided Family																			
(b) Central Government/State Government(s)																			
(c) Financial Institutions/Banks																			
(d) Any Other (specify)																			
Bodies Corporate			7	1045100	0	0	2.3971	1045100	0	1045100	2.3971	0	0	0.0000	0	0.0000	0	1045100	
SUBHLABH TRADEVIN PRIVATE LIMITED	AAMCS0257L	1	900000	0	0	900000	2.0643	900000	0	900000	2.0643	0	0	0.0000	0	0.0000	0	900000	
ARENA COM LTD.	AADCA1591J	1	25100	0	0	25100	0.0576	25100	0	25100	0.0576	0	0	0.0000	0	0.0000	0	25100	
SUPREME TELEFILMS LIMITED	AAFCS4375J	1	25000	0	0	25000	0.0573	25000	0	25000	0.0573	0	0	0.0000	0	0.0000	0	25000	
WEBTECH SOFTWARES AND SERVICES LTD.	AAACW3553D	1	25000	0	0	25000	0.0573	25000	0	25000	0.0573	0	0	0.0000	0	0.0000	0	25000	
CLASSIC MEDIA MAKERS LTD	AABCC6042Q	1	25000	0	0	25000	0.0573	25000	0	25000	0.0573	0	0	0.0000	0	0.0000	0	25000	
ARENA INFOTECH LTD.	AADCA1590K	1	25000	0	0	25000	0.0573	25000	0	25000	0.0573	0	0	0.0000	0	0.0000	0	25000	
WEBCOM SOFTWARES AND SERVICES LTD.	AAACW3552C	1	20000	0	0	20000	0.0459	20000	0	20000	0.0459	0	0	0.0000	0	0.0000	0	20000	
Sub Total		7	1045100	0	0	1045100	2.3971	1045100	0	1045100	2.3971	0	0	0.0000	0	0.0000	0	1045100	
(2) Foreign Individuals (Non-Resident Individuals/Foreign Individuals)																			
(a) Government																			
(b) Institutions																			
(c) Foreign Portfolio Investor																			
(d) Any Other (specify)																			
Sub Total		0	0	0	0	0	0.0000	0	0	0	0.0000	0	0	0.0000	0	0.0000	0	0	
Total Shareholding of Promoter and Promoter Group (A)=(1)+(A2)		7	1045100	0	0	1045100	2.3971	1045100	0	1045100	2.3971	0	0	0.0000	0	0.0000	0	1045100	







Table III - Statement Showing Shareholding pattern of the Public shareholder as on 31/03/2021

(1)	(2)	(3)	(4)	(5)	(6)	(7)	(8)	Number of Voting Rights held in each class of securities (IX)			(10)	(11)	(12)	(13)	(14)		
								Class x	Class y	Total							
(1)	(2)	(3)	(4)	(5)	(6)	(7)	(8)	(9)	(10)	(11)	(12)	(13)	(14)	(15)	(16)		
Category & Name of the Shareholders (I)	PAN (II)	Nos. of shares held (III)	No. of fully paid up equity shares held (IV)	Partly paid-up equity shares held (V)	Nos. of shares of Depository Receipts held (VI)	Total nos. shares held (VII)=(IV)+(V)+(VI)	Shareholding % calculated as per SCRR, 1957. As a % of (A+B+C2) (VIII)	Class x	Class y	Total	Total as a % of Total Voting rights (X)	No of shares underlying convertible securities (including Warrants) (XI)	Shareholding as a % assuming full conversion of convertible securities (as a percentage of diluted share capital) (X)=(VII)+(XI) As a % of (A+B+C2)	Number of Locked in shares (XII)	As a % of total shares held (b) (XIII)	No. of shares pledged or otherwise encumbered (XIV)	As a % of total equity shares held in dematerialized form (XV)
(a)	Mutual Funds / UTI																
(b)	Venture Capital Funds																
(c)	Alternate Investment Funds																
(d)	Foreign Venture Capital Investors																
(e)	Foreign Portfolio Investors																
(f)	Financial Institutions / Banks																
(g)	Insurance Companies																
(h)	Provident Funds / Pension Funds																
(i)	Any Other (specify)																
	Sub Total	0	0	0	0	0	0.0000	0	0	0	0.0000	0	0.0000	0	0.0000	NA	
(2)	Central Government / State Government(s) / President of India																
(3)	Non-Institutions																
(a)	Individuals-																
	i. Individual shareholders holding nominal share capital upto Rs.2 lakhs	4390	22811979	0	0	22811979	52.3224	22811979	0	22811979	52.3224	0	0.0000	NA		15905663	
	ii. Individual shareholders holding nominal share capital in excess of Rs.2 lakhs	341	14732156	0	0	14732156	33.7902	14732156	0	14732156	33.7902	0	0.0000	NA		12234256	
	SURENDRA SHARMA	1	763200	0	0	763200	1.7505	763200	0	763200	1.7505	0	0.0000	NA		763200	
(b)	NBFCs registered with RBI																
(c)	Employee Trusts																
(d)	Overseas Depositories (holding DRs) (balancing figure)																
(e)	Any Other (specify)																
	Bodies Corporate	103	4994252	0	0	4994252	11.4550	4994252	0	4994252	11.4550	0	0.0000	NA		4867821	
	RADISON FINANCIAL ADVISORY PRIVATE LIMITED	1	562975	0	0	562975	1.2913	562975	0	562975	1.2913	0	0.0000	NA		562975	



EMERALD COMMERCIAL LTD.
Table III - Statement Showing shareholding pattern of the Public shareholder as on 31/03/2021

Category & Name of the Shareholders (i)	PAN (ii)	Nos. of shares held (iii)	No. of fully paid up equity shares held (iv)	Partly paid-up equity shares held (v)	Nos. of shares Depository Receipts (vi)	Total nos. shares held (vii)=(iv)+(v)+(vi)	Shareholding % calculated as per SCRR, 1957) As a % of (A+B+C2) (viii)	Number of Voting Rights held in each class of securities (X)		Total as a % of Total Voting rights (xi)	No of shares Underlying convertible securities (including Warrants) (x)	Shareholding as a % assuming full conversion of convertible securities (as share capital) (xi)=(vii)+(x) As a % of (A+B+C2)	Number of Locked in shares (xii)	As a % of total equity shares held in dematerialized form (xiv)	Number of shares pledged or otherwise encumbered (xiii)
								Class x	Class y						
MIDLAND FINANCIAL ADVISORY PRIVATE LIMITED	AA GCM6001J	1	544276	0	0	544276	1.2484	0	0	1.2484	0	1.2484	0	0.0000	NA
DHANSAKTI DISTRIBUTORS PRIVATE LIMITED	AADCD7498R	1	540000	0	0	540000	1.2386	0	0	1.2386	0	1.2386	0	0.0000	NA
GYANDEEP FINANCIAL ADVISORY PRIVATE LIMITED	AADCG8423B	2	491050	0	0	491050	1.1263	0	0	1.1263	0	1.1263	0	0.0000	NA
Clearing Member		1	14400	0	0	14400	0.0330	0	0	0.0330	0	0.0330	0	0.0000	NA
Trusts		1	950	0	0	950	0.0022	0	0	0.0022	0	0.0022	0	0.0000	NA
Sub Total		4836	42553737	0	0	42553737	97.6029	0	0	97.6029	0	97.6029	0	0.0000	NA
Total Public Shareholding (B)=(B)(1)+(B)(2)+(B)(3)		4836	42553737	0	0	42553737	97.6029	0	0	97.6029	0	97.6029	0	0.0000	NA



EMERALD COMMERCIAL LTD.

Table IV - Statement Showing shareholding pattern of the Non Promoter - Non Public shareholder as on 31/03/2021

Category & Name of the Shareholders (I) Custodian / DR Holder	PAN (II)	No of shareholders (III)	No. of fully paid up equity shares held (IV)	Partly paid-up equity shares held (V)	Nos. of shares underlying Depository Receipts (VI)	Total nos share held (VII)=(IV) + (V)+(VI)	Shareholding % calculate d as per SCRR, 1957) As a % of (A+B+C2) (VIII)	Number of Voting Rights held in each class of securities (IX)			Total as a % of Total Voting rights (X)	No of underlying convertible securities (including Warrants) (XI)	Total Shareholding as a % assuming full conversion of convertible securities (as a percentage of diluted share capital) (X)=(VII)+(X) As a % of A+B+C2)	Number of Locked in shares (XII)	Number of shares pledged or otherwise encumbered (XIII)	Number of equity shares held in dematerializ ed form (XIV)
								Class x	Class y	Total						
(1) Employee Benefit Trust (under SEBI (Share based Employee Benefit) Regulations, 2014)			0	0	0	0	0.0000	0	0	0	0.0000	0	0	0	0	0
(2) Total Non Promoter - Non Public Shareholding (C)=(C1)+(C2)			0	0	0	0	0.0000	0	0	0	0.0000	0	0	0	0	0



Table V - Statement showing details of significant beneficial owners as on 31/03/2021

Sr No	Name	Details of the (SBO) (i)		Details of the registered owner (ii)		Shares (%)	Voting rights (%)	Rights on distributable dividend or any other distribution (%)		Exercise of control	Exercise of significant influence	Date of creation / acquisition of significant beneficial interest (iv)
		PAN / Passport No. in case of a foreign national	Nationality	PAN / Passport No. in case of a foreign national	Nationality			Whether by virtue of: (iii)	of direct or indirect			



EMERALD COMMERCIAL LTD.					
Shareholding Summary as on 31/03/2021					
Form	As per Folio/Client Id		As per PAN		
	No of Records	No of Shares	No of Records	No of Shares	
PHYSICAL	1465	9530647	1465	9530647	
NSDL	2082	19336496	2079	19336496	
CDSL	1319	14731694	1312	14731694	
TOTAL	4866	43598837	4856	43598837	



EMERALD COMMERCIAL LTD.

Distribution Schedule as on 31/03/2021

Share Holding	No of Holders	% age	No of Shares	% age
Upto 50	70	1.4454	283	0.0006
51 to 100	10	0.2065	1000	0.0023
101 to 150	1	0.0206	117	0.0003
151 to 250	9	0.1858	2150	0.0049
251 to 500	51	1.0531	24058	0.0552
501 to 5000	2594	53.5618	7118474	16.3272
Above 5000	2108	43.5267	36452755	83.6095
Grand Total	4843	100.0000	43598837	100.0000

Distribution Schedule as on 31/03/2021

Share Holding	No of Holders	% age	No of Shares	% age
Upto 500	141	2.9114	27608	0.0633
501 to 1000	229	4.7285	211402	0.4849
1001 to 2000	872	18.0054	1557980	3.5734
2001 to 3000	289	5.9674	777975	1.7844
3001 to 4000	986	20.3593	3558277	8.1614
4001 to 5000	218	4.5013	1012840	2.3231
5001 to 10000	1119	23.1055	7704430	17.6712
Above 10000	989	20.4212	28748325	65.9383
Grand Total	4843	100.0000	43598837	100.0000

Distribution Schedule as on 31/03/2021

Notional Value of (Rs.)	No of Holders	% age	Amount (Rs.)	% age
Upto 5000	141	2.9114	276080	0.0633
5001 to 10000	229	4.7285	2114020	0.4849
10001 to 20000	872	18.0054	15579800	3.5734
20001 to 30000	289	5.9674	7779750	1.7844
30001 to 40000	986	20.3593	35582770	8.1614
40001 to 50000	218	4.5013	10128400	2.3231
50001 to 100000	1119	23.1055	77044300	17.6712
Above 100000	989	20.4212	287483250	65.9383
Grand Total	4843	100.0000	435988370	100.0000

